

STATEMENT OF APPROPRIATIONS, ALLOTMENTS, OBLIGATIONS, DISBURSEMENTS AND BALANCES
As at the Quarter Ending September 30, 2021

Department: Department of Education (DepEd)
 Agency: National Museum of the Philippines
 Operating Unit: < not applicable >
 Organization Code (UACS) : 07 004 0000000
 Fund Cluster: 01 Regular Agency Fund


	Current Year Appropriations
	Supplemental Appropriations
X	Continuing Appropriations

(e.g. UACS Fund Cluster: 01-Regular Agency Fund, 02-Foreign Assisted Projects Fund, 03-Special Account-Locally Funded/Domestic Grants Fund, and 04-Special Account-Foreign Assisted/Foreign Grants Fund)


Particulars	UACS CODE	Appropriations			Allotments			Current Year Obligations					Current Year Disbursements					Balances					
		Authorized Appropriations	Adjustments (Transfer To/From, Realignment)	Adjusted Appropriations	Allotments Received	Adjustments (Withdrawal, Realignment)	Transfer To	Transfer From	Adjusted Total Allotments	1st Quarter Ending March 31	2nd Quarter Ending June 30	3rd Quarter Ending Sept. 30	4th Quarter Ending Dec. 31	TOTAL	1st Quarter Ending March 31	2nd Quarter Ending June 30	3rd Quarter Ending Sept. 30	4th Quarter Ending Dec. 31	TOTAL	Unreleased Appro	Unobligated Allotments	Unpaid Obligations	
																						Due and Demandable	Not Yet Due and Demandable
		3	4	5=(3+4)	6	7	8	9	10=[(6+)-(7)-8+9]	11	12	13	14	15=(11+12+13+14)	16	17	18	19	20=(16+17+18+19)	21=(5-10)	22=(10-15)	23	24
I. Continuing Appropriations		81,850,116.88	(3,849,842.00)	77,900,274.88	77,900,274.88	0.00	0.00	0.00	77,900,274.88	818,313.49	13,341,094.90	18,028,829.25	0.00	32,186,207.64	82,287.34	1,595,798.82	8,504,513.49	0.00	10,172,599.65	0.00	45,714,067.24	0.00	22,013,607.99
I. Agency Specific Budget		81,850,116.88	(3,849,842.00)	77,900,274.88	77,900,274.88	0.00	0.00	0.00	77,900,274.88	818,313.49	13,341,094.90	18,028,829.25	0.00	32,186,207.64	82,287.34	1,595,798.82	8,504,513.49	0.00	10,172,599.65	0.00	45,714,067.24	0.00	22,013,607.99
General Administration and Support	1000000000000000	27,668,736.21	(828,090.00)	26,840,646.21	26,840,646.21	0.00	0.00	0.00	26,840,646.21	45,979.35	6,684,266.56	12,443,610.79	0.00	19,173,856.70	0.00	744,687.83	4,581,648.29	0.00	5,326,336.12	0.00	7,666,789.51	0.00	13,847,526.58
General management and supervision	100000100001000	27,668,736.21	(828,090.00)	26,840,646.21	26,840,646.21	0.00	0.00	0.00	26,840,646.21	45,979.35	6,684,266.56	12,443,610.79	0.00	19,173,856.70	0.00	744,687.83	4,581,648.29	0.00	5,326,336.12	0.00	7,666,789.51	0.00	13,847,526.58
PS		5,331.53	0.00	5,331.53	5,331.53	0.00	0.00	0.00	5,331.53	331.53	5,000.00	0.00	0.00	5,331.53	0.00	5,331.53	0.00	0.00	5,331.53	0.00	0.00	0.00	0.00
MOOE		27,663,404.68	(828,090.00)	26,835,314.68	26,835,314.68	0.00	0.00	0.00	26,835,314.68	45,647.82	6,679,266.56	12,443,610.79	0.00	18,169,525.17	0.00	739,356.30	4,581,648.29	0.00	5,321,004.59	0.00	7,666,789.51	0.00	13,847,526.58
Sub-Total, General Administration and Support		27,668,736.21	(828,090.00)	26,840,646.21	26,840,646.21	0.00	0.00	0.00	26,840,646.21	45,979.35	6,684,266.56	12,443,610.79	0.00	19,173,856.70	0.00	744,687.83	4,581,648.29	0.00	5,326,336.12	0.00	7,666,789.51	0.00	13,847,526.58
PS		5,331.53	0.00	5,331.53	5,331.53	0.00	0.00	0.00	5,331.53	331.53	5,000.00	0.00	0.00	5,331.53	0.00	5,331.53	0.00	0.00	5,331.53	0.00	0.00	0.00	0.00
MOOE		27,663,404.68	(828,090.00)	26,835,314.68	26,835,314.68	0.00	0.00	0.00	26,835,314.68	45,647.82	6,679,266.56	12,443,610.79	0.00	18,169,525.17	0.00	739,356.30	4,581,648.29	0.00	5,321,004.59	0.00	7,666,789.51	0.00	13,847,526.58
FinEx (if Applicable)		0.00	0.00	0.00	0.00	0.00	0.00	0.00	0.00	0.00	0.00	0.00	0.00	0.00	0.00	0.00	0.00	0.00	0.00	0.00	0.00	0.00	0.00
CO		0.00	0.00	0.00	0.00	0.00	0.00	0.00	0.00	0.00	0.00	0.00	0.00	0.00	0.00	0.00	0.00	0.00	0.00	0.00	0.00	0.00	0.00
Support to Operations	2000000000000000	539,471.87	0.00	539,471.87	539,471.87	0.00	0.00	0.00	539,471.87	129.05	0.00	180,000.00	0.00	180,129.05	0.00	129.05	180,000.00	0.00	180,129.05	0.00	359,342.82	0.00	0.00
Project Monitoring and Evaluation Services	200000100001000	539,471.87	0.00	539,471.87	539,471.87	0.00	0.00	0.00	539,471.87	129.05	0.00	180,000.00	0.00	180,129.05	0.00	129.05	180,000.00	0.00	180,129.05	0.00	359,342.82	0.00	0.00
PS		129.05	0.00	129.05	129.05	0.00	0.00	0.00	129.05	129.05	0.00	0.00	0.00	129.05	0.00	129.05	0.00	0.00	129.05	0.00	0.00	0.00	0.00
MOOE		539,342.82	0.00	539,342.82	539,342.82	0.00	0.00	0.00	539,342.82	0.00	0.00	180,000.00	0.00	180,000.00	0.00	0.00	180,000.00	0.00	180,000.00	0.00	359,342.82	0.00	0.00
Sub-Total, Support to Operations		539,471.87	0.00	539,471.87	539,471.87	0.00	0.00	0.00	539,471.87	129.05	0.00	180,000.00	0.00	180,129.05	0.00	129.05	180,000.00	0.00	180,129.05	0.00	359,342.82	0.00	0.00
PS		129.05	0.00	129.05	129.05	0.00	0.00	0.00	129.05	129.05	0.00	0.00	0.00	129.05	0.00	129.05	0.00	0.00	129.05	0.00	0.00	0.00	0.00
MOOE		539,342.82	0.00	539,342.82	539,342.82	0.00	0.00	0.00	539,342.82	0.00	0.00	180,000.00	0.00	180,000.00	0.00	0.00	180,000.00	0.00	180,000.00	0.00	359,342.82	0.00	0.00
FinEx (if Applicable)		0.00	0.00	0.00	0.00	0.00	0.00	0.00	0.00	0.00	0.00	0.00	0.00	0.00	0.00	0.00	0.00	0.00	0.00	0.00	0.00	0.00	0.00
CO		0.00	0.00	0.00	0.00	0.00	0.00	0.00	0.00	0.00	0.00	0.00	0.00	0.00	0.00	0.00	0.00	0.00	0.00	0.00	0.00	0.00	0.00
Operations	3000000000000000	53,641,908.80	(3,121,752.00)	50,520,156.80	50,520,156.80	0.00	0.00	0.00	50,520,156.80	772,205.09	6,656,798.34	5,403,218.46	0.00	12,832,221.89	82,287.34	840,981.94	3,742,865.20	0.00	4,668,134.48	0.00	37,687,934.91	0.00	8,168,091.41
OO : Management and preservation of museums, collections, and cultural properties strengthened		53,641,908.80	(3,121,752.00)	50,520,156.80	50,520,156.80	0.00	0.00	0.00	50,520,156.80	772,205.09	6,656,798.34	5,403,218.46	0.00	12,832,221.89	82,287.34	840,981.94	3,742,865.20	0.00	4,668,134.48	0.00	37,687,934.91	0.00	8,168,091.41
MUSEUMS PROGRAM		53,641,908.80	(3,121,752.00)	50,520,156.80	50,520,156.80	0.00	0.00	0.00	50,520,156.80	772,205.09	6,656,798.34	5,403,218.46	0.00	12,832,221.89	82,287.34	840,981.94	3,742,865.20	0.00	4,668,134.48	0.00	37,687,934.91	0.00	8,168,091.41
Management and Development of the National Collections and Related Knowledge Resources (including Participation to International Meetings and Conferences)	310100100001000	32,310,492.31	(2,849,014.00)	29,661,478.31	29,661,478.31	0.00	0.00	0.00	29,661,478.31	749,744.11	108,551.20	5,180,203.77	0.00	6,039,499.08	60,287.34	780,520.99	3,523,190.51	0.00	4,373,999.81	0.00	23,622,979.23	0.00	1,684,504.27
PS		6,104.59	0.00	6,104.59	6,104.59	0.00	0.00	0.00	6,104.59	6,104.59	0.00	0.00	0.00	6,104.59	0.00	6,104.59	0.00	0.00	6,104.59	0.00	0.00	0.00	0.00
MOOE		32,304,387.72	(10,148,978.00)	22,155,409.72	22,155,409.72	(7,499,965.00)	0.00	0.00	22,155,409.72	743,639.52	108,551.20	5,180,203.77	0.00	6,032,394.48	60,287.34	784,416.37	3,523,190.51	0.00	4,367,894.22	0.00	16,123,014.23	0.00	1,684,504.27
CO		0.00	7,499,965.00	7,499,965.00	0.00	7,499,965.00	0.00	0.00	7,499,965.00	0.00	0.00	0.00	0.00	0.00	0.00	0.00	0.00	0.00	0.00	7,499,965.00	0.00	0.00	0.00
Restoration, Preservation, Protection and Development of Cultural Property	310100100002000	11,331,416.48	(472,738.00)	10,858,678.48	10,858,678.48	0.00	0.00	0.00	10,858,678.48	22,460.98	50,000.00	188,744.69	0.00	281,205.87	22,000.00	50,460.98	185,404.69	0.00	257,885.87	0.00	10,587,472.82	0.00	3,344.00
PS		460.98	0.00	460.98	460.98	0.00	0.00	0.00	460.98	460.98	0.00	0.00	0.00	460.98	0.00	460.98	0.00	0.00	460.98	0.00	0.00	0.00	0.00
MOOE		11,330,955.51	(472,738.00)	10,858,217.51	10,858,217.51	0.00	0.00	0.00	10,858,217.51	22,000.00	50,000.00	188,744.69	0.00	280,744.89	22,000.00	50,000.00	185,404.69	0.00	257,404.89	0.00	10,587,472.82	0.00	3,344.00
Locally-Funded Project(s)		10,000,000.00	0.00	10,000,000.00	10,000,000.00	0.00	0.00	0.00	10,000,000.00	0.00	6,488,247.14	34,270.00	0.00	6,532,517.14	0.00	0.00	34,270.00	0.00	34,270.00	0.00	3,467,482.86	0.00	6,498,247.14
Restoration of Malacafang sa Sugbo, Cebu City and Conversion to National Museum Cebu	310100200010000	10,000,000.00	0.00	10,000,000.00	10,000,000.00	0.00	0.00	0.00	10,000,000.00	0.00	6,488,247.14	34,270.00	0.00	6,532,517.14	0.00	0.00	34,270.00	0.00	34,270.00	0.00	3,467,482.86	0.00	6,498,247.14
CO		10,000,000.00	0.00	10,000,000.00	10,000,000.00	0.00	0.00	0.00	10,000,000.00	0.00	6,488,247.14	34,270.00	0.00	6,532,517.14	0.00	0.00	34,270.00	0.00	34,270.00	0.00	3,467,482.86	0.00	6,498,247.14
Sub-Total, Operations		53,641,908.80	(3,121,752.00)	50,520,156.80	50,520,156.80	0.00	0.00	0.00	50,520,156.80	772,205.09	6,656,798.34	5,403,218.46	0.00	12,832,221.89	82,287.34	840,981.94	3,742,865.20	0.00	4,668,134.48	0.00	37,687,934.91	0.00	8,168,091.41
PS		6,565.57	0.00	6,565.57	6,565.57	0.00	0.00	0.00	6,565.57	6,565.57	0.00	0.00	0.00	6,565.57	0.00	6,565.57	0.00	0.00	6,565.57	0.00	0.00	0.00	0.00
MOOE		43,835,343.23	(10,621,717.00)	33,013,626.23	33,013,626.23	(7,499,965.00)	0.00	0.00</															

Particulars	UACS CODE	Appropriations			Allotments					Current Year Obligations					Current Year Disbursements				Balances				
		Authorized Appropriations	Adjustments (Transfer To/From, Realignment)	Adjusted Appropriations	Allotments Received	Adjustments (Withdrawal, Realignment)	Transfer To	Transfer From	Adjusted Total Allotments	1st Quarter Ending March 31	2nd Quarter Ending June 30	3rd Quarter Ending Sept. 30	4th Quarter Ending Dec. 31	TOTAL	1st Quarter Ending March 31	2nd Quarter Ending June 30	3rd Quarter Ending Sept. 30	4th Quarter Ending Dec. 31	TOTAL	Unreleased Appro	Unobligated Allotments	Unpaid Obligations	
																						Due and Demandable	Not Yet Due and Demandable
1	2	3	4	5=(3+4)	6	7	8	9	10=[(6+(-7))-8+9]	11	12	13	14	15=[(11+12+13+14)]	16	17	18	19	20=[(16+17+18+19)]	21=(5-10)	22=(10-15)	23	24
GRAND TOTAL		81,850,116.88	(3,949,842.00)	77,900,274.88	77,900,274.88	0.00	0.00	0.00	77,900,274.88	818,313.49	13,341,084.80	18,026,828.23	0.00	32,186,207.64	82,287.34	1,595,798.82	8,504,613.49	0.00	10,172,599.65	0.00	45,714,067.24	0.00	22,013,607.99
PS		12,028.15	0.00	12,028.15	12,028.15	0.00	0.00	0.00	12,028.15	7,028.15	5,000.00	0.00	0.00	12,028.15	0.00	12,028.15	0.00	0.00	12,028.15	0.00	0.00	0.00	0.00
MOOE		71,838,090.73	(11,449,807.00)	60,388,283.73	67,888,248.73	(7,499,965.00)	0.00	0.00	60,388,283.73	811,287.34	8,837,817.76	17,992,558.23	0.00	25,841,664.35	82,287.34	1,573,772.87	8,470,243.48	0.00	10,126,303.50	0.00	34,748,819.38	0.00	15,515,380.85
FinEx (if Applicable)		0.00	0.00	0.00	0.00	0.00	0.00	0.00	0.00	0.00	0.00	0.00	0.00	0.00	0.00	0.00	0.00	0.00	0.00	0.00	0.00	0.00	0.00
CO		10,000,000.00	7,499,965.00	17,499,965.00	10,000,000.00	7,499,965.00	0.00	0.00	17,499,965.00	0.00	6,498,247.14	34,270.00	0.00	6,532,517.14	0.00	0.00	34,270.00	0.00	34,270.00	0.00	10,987,447.88	0.00	6,498,247.14


Certified Correct:


 CLARIZA L. JUCAY
 Budget Officer
 Date:

Certified Correct and Recommending Approval:


 For: ALVIN CARL C. FORTES
 Accountant IV / OIC, Financial Services Division
 Date: 10/14/2021

Approved By:


 JEREMY BARNS, CES0 III
 Director-General
 Date: 14