

QUARTERLY PHYSICAL REPORT OF OPERATION
As of December 31, 2020

Agency : Department of Education (DepEd)

Organization Code (UACS) : < not applicable >

| Particulars | UACS CODE | Physical Target (Budget Year) | | | | | Physical Accomplishment (Budget Year) | | | | | Variance | Remarks |
|---|-------------------|-------------------------------|-------------|-------------|-------------|-----------|---------------------------------------|-------------|-------------|-------------|---------|----------|---|
| | | 1st Quarter | 2nd Quarter | 3rd Quarter | 4th Quarter | Total | 1st Quarter | 2nd Quarter | 3rd Quarter | 4th Quarter | Total | | |
| 1 | 2 | 3 | 4 | 5 | 6 | 7 | 8 | 9 | 10 | 11 | 12 | 13 | 14 |
| MUSEUMS PROGRAM | 31010000000000000 | | | | | | | | | | | | |
| OO : Management and preservation of museums, | | | | | | | | | | | | | |
| Outcome Indicators | | | | | | | | | | 0 | | | |
| 1. Number of visitors to the museums managed and percentage increase over the previous year | | 464,400 | 326,800 | 464,400 | 464,400 | 1,720,000 | 592,651 | - | - | 0 | 592,651 | 662,949 | The NMP Complex in Manila and its Regional Branches are still closed due to the COVID-19 pandemic. However for the 4th Quarter 2020, 945 were provided with technical assistance through emails, phone calls, etc. 231,778 post engagement were reported from the official Facebook page of the NMP for the months of October to December 2020. |
| 2. Percentage of visitors who rated the museums as good or better | | 91% | 91% | 91% | 91% | 91% | 97.22% | - | - | 0 | 97.22% | 6.22% | No available data since the NMP Complex in Manila and its Regional Branches are still closed due to the COVID-19 pandemic. |
| 3. Percentage of visitors who rated the quality of preservation and conservation as good or better | | 80% | 80% | 80% | 80% | 80% | 96.46% | - | - | 0 | 96.46% | 16.46% | No available data since the NMP Complex in Manila and its Regional Branches are still closed due to the COVID-19 pandemic. |
| 4. Percentage of visitors who rated the quality of exhibition material maintenance as good or better | | 90% | 90% | 90% | 90% | 90% | 96.97% | - | - | 0 | 96.97% | 6.97% | No available data since the NMP Complex in Manila and its Regional Branches are still closed due to the COVID-19 pandemic. |
| 5. Average percentage of year for which protected and preserved properties are accessible to the public during normal business hours | | 75% | 75% | 75% | 75% | 75% | 67.03% | - | - | 0 | 67.03% | 7.97% | The Museums in the NMP Complex and the RASMSOs were closed to the public due to the COVID-19 Pandemic |
| 6. Percentage increase in cultural properties registered and declared as National Cultural Treasures (NCT) or Important Cultural Property (ICP) | | - | - | - | 11% | 11% | - | - | - | 54 | - | - | 54 NCTs/ICPs with resolution for declaration (reported in FY 2019) were officially declared as cultural properties in FY 2020. |
| Output Indicators | | | | | | | | | | 0 | | | |

This report was generated using the Unified Reporting System on 25/01/2021 15:30 ; Status : SUBMITTED





QUARTERLY PHYSICAL REPORT OF OPERATION
As of December 31, 2020


Agency : Department of Education (DepEd)

Organization Code (UACS) : < not applicable >

| Particulars | UACS CODE | Physical Target (Budget Year) | | | | | Physical Accomplishment (Budget Year) | | | | | Variance | Remarks |
|--|----------------|-------------------------------|-------------|-------------|-------------|------------------|---|-------------|-------------------------------------|-------------|-------|----------|---|
| | | 1st Quarter | 2nd Quarter | 3rd Quarter | 4th Quarter | Total | 1st Quarter | 2nd Quarter | 3rd Quarter | 4th Quarter | Total | | |
| 1 | 2 | 3 | 4 | 5 | 6 | 7 | 8 | 9 | 10 | 11 | 12 | 13 | 14 |
| MUSEUMS PROGRAM | 31010000000000 | | | | | | | | | | | | |
| OO : Management and preservation of museums, | | | | | | | | | | | | | |
| Outcome Indicators | | | | | | | | | | 0 | | | |
| Output Indicators | | | | | | | | | | 0 | | | |
| 1. Number of days the museum is open for public viewing | | 77 | 74 | 75 | 74 | 300 | 61 | - | - | 0 | 61 | 239 | The Museums in both Central and RASMOs were closed to the public due to the COVID-19 Pandemic |
| | | | | | | | | | | 0 | | | |
| 2. Number of trainings/ lectures or workshops conducted | | 7 | 16 | 13 | 11 | 47 | 20 | 28 | 42 | 16 | 106 | 62 | As of end of December 2020, training/ lectures/ workshops scheduled during this quarter were postponed/ cancelled due to the COVID-19 pandemic. However, 16 webinars were conducted for 4th Quarter 2020. |
| | | | | | | | | | | 0 | | | |
| 3. Number of cultural properties under protection and preservation | | - | - | - | 452 | 452 | 506 | 506 | 506 | 506 | 506 | - | The 54 NCTs/ICPs which were only officially declared in 2020, were already included in the total number of reported cultural properties under preservation and conservation in FY 2019. |
| | | | | | | | | | | 0 | | | |
| 4. Number and percentage increase in researches | | 2 | 6 | 5 | 9 | 22 publications; | 16 publications; 4 paper/ poster presentations | 6 | 15 publications; 5 presentations | 6 | 43 | 21 | As of end of December 2020, 6 were published, 3 are in press, 32 articles/ media releases were posted in NMP Facebook Page. |
| published, exhibited and presented in international | | 3 | 7 | 4 | 4 | 18 exhibitions | 10 | 1 | 2 exhibitions | 1 | 14 | 4 | As of end of December 2020, 1 exhibition was launched/ opened online; Some of exhibitions to be launched/ opened for |
| published, exhibited and presented in international | | 3 | 7 | 4 | 4 | 18 exhibitions | 10 | 1 | 2 exhibitions | 1 | 14 | 4 | October to December 2020 were cancelled/ rescheduled due to the COVID-19 Pandemic |

Prepared By: 
IMELOA L. JESTRE
 Planning Officer
 Date: January 25, 2021

In coordination with:

CLARISSA L. JUAY
 Budget Officer
 Date: January 25, 2021

Approved By: 
JEREMY BARNES, CESO III
 Agency Head
 Date: January 25, 2021