


Department: Department of Education (DepEd)
 Agency: National Museum
 Operating Unit: N/A
 Organization Code (UACS): 070040000000


Particulars 1	UACS CODE 2	Current Year's Accomplishment			Physical Target (Budget Year)					Variance 11=6-5	Remarks 12
		Actual Jan.1-Sept.30 3	Estimate Oct.1-Dec.30 4	Total 5=3+4	Total 6=7+8+9+10	1st Quarter 7	2nd Quarter 8	3rd Quarter 9	4th Quarter 10		
Part A											
I. Operations											
MFO 1: MUSEUM EXHIBIT AND EDUCATION SERVICES	000003010000000										
Management and Development of the National Collections and Related Knowledge Resources											
Quantity											
No. of visitors to the museums under management		796,645	150,000	946,645	750,000	200,000	150,000	200,000	200,000		
No. of persons serviced through training and workshop days		9,412	1,700	11,112	6,500	1,700	1,500	1,700	1,600		
Quality											
% of visitors who rate museums as good or better		57.00%	19.00%	76.00%	78.00%	19.50%	19.50%	19.50%	19.50%		
% of training and workshop attendees who rate the presentations by museum staff as good or better		57.00%	19.00%	76.00%	78.00%	19.50%	19.50%	19.50%	19.50%		
Timeliness											
Average % of year for which museums are open to the public during normal business hours		56.25%	18.75%	75.00%	75.00%	18.75%	18.75%	18.75%	18.75%		
% of training programs conducted according to schedule		56.25%	18.75%	75.00%	75.00%	18.75%	18.75%	18.75%	18.75%		
MFO 2: CULTURAL PROPERTIES PROTECTION AND PRESERVATION SERVICE	000003020000000										
Restoration, Preservation, Protection, and Development of Cultural Property											
Quantity											
No. of cultural properties under protection and preservation			60 NCTs/ICPs under documentation for declaration		60	50	10	15	15	10	
Quality											
% of protected and preserved properties open for public viewing		100%	100%	100%	100%	100%	100%	100%	100%		
% of visitors who rate the quality of preservation as good or better		57.00%	19.00%	76.00%	78.00%	19.50%	19.50%	19.50%	19.50%		
Timeliness											
Average % of year for which protected and preserved properties are accessible to the public during normal business hours		56.25%	18.75%	75.00%	75.00%	18.75%	18.75%	18.75%	18.75%		

Handwritten signature/initials


Prepared By:


SEBASTIAN, ERWIN
Planning Services Head / Planning Officer
Date: 17/Nov/2016

In coordination with:


JUCAY, CLARIZA
Financial Services Head / Budget Officer
Date: 18/Nov/2016

Approved By:


BARNES, JEREMY
Agency Head / Department Secretary
Date: 18/Nov/2016